

D7

Gtrs. 4 & 5

End Riff A

Musical notation for Gtrs. 4 & 5, D7 chord, 4 measures. Includes treble clef, key signature of one flat, and guitar tablature.

Gtrs. 1 & 2

Musical notation for Gtrs. 1 & 2, D7 chord, 4 measures. Includes treble clef, key signature of one flat, and guitar tablature.

Gr. 4: w/ Riff A

Gtr. 5 Cm

Musical notation for Gtr. 5, Cm chord, 4 measures. Includes treble clef, key signature of two flats, and guitar tablature.

Gtrs. 1 & 2

Musical notation for Gtrs. 1 & 2, Cm chord, 4 measures. Includes treble clef, key signature of two flats, and guitar tablature with P.M. (Palm Mute) markings.

D7

Musical notation for Gtrs. 4 & 5, D7 chord, 4 measures. Includes treble clef, key signature of one flat, and guitar tablature.

Musical notation for Gtrs. 1 & 2, D7 chord, 4 measures. Includes treble clef, key signature of one flat, and guitar tablature with P.M. markings and a 15^{ma} (15th fret) bend.

Pitch: C B \flat

Gtrs. 4 & 5 tacet

Gm

D/F \sharp

Gtr. 6 (clean w/ chorus)

Musical notation for Gtr. 6, Gm and D/F \sharp chords, 4 measures. Includes treble clef, key signature of one flat, and guitar tablature.

Gtrs. 1 & 2

Musical notation for Gtrs. 1 & 2, Gm and D/F \sharp chords, 4 measures. Includes treble clef, key signature of one flat, and guitar tablature with P.M. markings.

Gm D7^{b9}/F#

TAB notation for measures 1-4:
Measure 1: 6 3 3 5
Measure 2: 5 4 5 4
Measure 3: 3 5 5 3 5 3 5
Measure 4: 3 5 5 3 5 3 5

Gtr. 6 Cm G7/B

TAB notation for Gtr. 2 (measures 1-4):
Measure 1: 6 10 8 6 8 6 8
Measure 2: 6 10 8 6 8 6 8
Measure 3: 5 9 7 6 8 6 7
Measure 4: 5 9 7 6 8 6 7

TAB notation for Gtr. 1 (measures 1-4):
Measure 1: 3 5 5 3 4 3 5
Measure 2: 3 5 5 3 4 3 5
Measure 3: 2 5 4 3 6 3 4
Measure 4: 2 5 4 3 6 3 4

Bbsus2 F7/A D7^{b9}/A

TAB notation for Bbsus2 (measures 1-4):
Measure 1: 1 1 3 3 4 1
Measure 2: 5 8 8 6 8 6 8
Measure 3: 5 8 8 6 8 6 8
Measure 4: 6 10 8 6 8 6 8

TAB notation for F7/A (measures 1-4):
Measure 1: 4 5 5 4 6
Measure 2: 9 7 7 10 10 8 7
Measure 3: 0 3 5 3 4 3 5
Measure 4: 0 4 5 3 6 4 3

Gr. 6 Cm

Gr. 2

Gr. 1

Gtrs. 4 & 5

w/ flanger -----|

T
A
B

Verse (1:16)

Gtrs. 4-6 tacet

Time pass - es by in___ the blink of___ an eye.

Gtrs. 1 & 2

P.M.-----|

T
A
B

D7

How can___ we know what___ is wrong or___ what's right? These_ co -

P.M.-----|

T
A
B

Cm

coons where_ we sleep and___ the webs that___ we keep

D7^{b9}

Voc. Fig. 1

Ah.-----|

T
A
B

Fm G7 Bb F7/A D7^{b9}/A

will be - tray__ us all when the rain be - gins__ to fall.

End Voc. Fig. 1

Ah.

P.M.-----| P.M.--|

T
A
B 3 1 3 4 3 1 4 | 3 2 3 2 5 3 2 | 1 1 1 | 5 4 5 4 | 4 4 4 4

Gm/D A/C# Cm7

But it's so hard__ to know when our life - lines_ will grow.

Gtrs. 4 & 5

Riff B

Gtrs. 1 & 2

T
A
B 8 5 7 5 8 7 5 | 8 5 7 5 8 7 5 | 8 5 7 4 7 5 4 | 8 5 7 4 7 5 4 | 8 5 7 3 6 5 3

T
A
B 8 5 | 8 5 | 7 4 | 7 4 | 5 3

F7/A A^{o7}

All our trust e - rodes with the ri - ver's ebb__ and flow.

let ring-----|

End Riff B

P.M.-----| P.M.-| P.M.-| P.M.-----| P.M.-| P.M.-| P.M.-----| P.M.-|

T
A
B 8 5 7 3 6 5 3 | 0 3 5 4 | 0 3 5 4 | 0 4 5 4 | 0 3 1 3 4 3 1

T
A
B 5 3 | 5 3 0 0 0 0 | 5 3 0 0 5 3 0 0 | 5 3 0 0 0 0 | 5 3 0 0 5 3 0 0 | 5 4 0 0 0 0 | 5 4 0 0 4

Chorus (1:53)

Bbm Gb Db Fm Ab Abm

Take my hand, lead me a-way. Cut me o-pen, I

Voc. Fig. 2

End Voc. Fig. 2

Ah. Ah. Ah.

Rhy. Fig. 2

Gtrs. 1, 2, 4 & 5

let ring-----|

T							
A	3						4
B	1	4	6	3	6	4	4
		2	4	1	6	3	4

Bb

N.C.

need to bleed.

Gtrs. 4 & 5

End Rhy. Fig. 2

Gtr. 6

P.M.-----|

T										
A	8	8	8	8	11 11 8 8 10	8 11 10 8	11 11 8 8 10	8 11 10 8	11 11 8 8 10	8 11 10 8
B	6	6	6	6						

Gtrs. 1 & 2 Fill 1

End Fill 1

divisi

T					
A	8	7	8	10	10
B	6	8	10	12	

Verse (2:10)

Gtr. 6 tacet

Ebm

Time stands still in the absence of will. Like

Gtrs. 4 & 5

T																											
A																											
B	9	9	6	6	8	6	9	8	6	9	9	6	6	8	6	9	8	6	9	9	6	6	8	6	9	8	6

Gtrs. 1 & 2

let ring-----|

T					
A	8		10	8	10
B	6		8	6	8

F7

moss co- vered stones be - com - ing the hill. If our

let ring-----

This system contains the first two lines of the musical score. The top line is the vocal melody with lyrics: "moss co- vered stones be - com - ing the hill. If our". The second line is the guitar accompaniment. The third line is the guitar tablature, showing fret numbers for the bass and treble staves. The fourth line is the bass line. The fifth line is the guitar accompaniment for the phrase "let ring-----". The sixth line is the guitar tablature for this phrase.

Ebm F7/A Abm Bb

will can - not break all the sticks and stones we make, be - reft of our mind we'll

Ah. Ah.

divisi

P.M.-I P.M.-I P.M.-I P.M. sim.

This system contains the next two lines of the musical score. The top line is the vocal melody with lyrics: "will can - not break all the sticks and stones we make, be - reft of our mind we'll". The second line is the guitar accompaniment. The third line is the guitar tablature. The fourth line is the bass line. The fifth line is the guitar accompaniment for the phrase "Ah. Ah.". The sixth line is the guitar tablature for this phrase. The seventh line is the guitar accompaniment for the phrase "divisi". The eighth line is the guitar tablature for this phrase. The ninth line is the guitar accompaniment for the phrase "P.M.-I P.M.-I P.M.-I P.M. sim.". The tenth line is the guitar tablature for this phrase.

Gtrs. 1 & 2: w/ Riff B
Gm/D

Db Ab7/C C07

al - ways be blind. But it's so hard to

Riff C

Gtr. 4

Gtr. 5

P.M.-----I P.M.-I

This system contains the final two lines of the musical score. The top line is the vocal melody with lyrics: "al - ways be blind. But it's so hard to". The second line is the guitar accompaniment. The third line is the guitar tablature. The fourth line is the bass line. The fifth line is the guitar accompaniment for the phrase "Riff C". The sixth line is the guitar tablature for this phrase. The seventh line is the guitar accompaniment for the phrase "Gtr. 4". The eighth line is the guitar tablature for this phrase. The ninth line is the guitar accompaniment for the phrase "Gtr. 5". The tenth line is the guitar tablature for this phrase. The eleventh line is the guitar accompaniment for the phrase "P.M.-----I P.M.-I". The twelfth line is the guitar tablature for this phrase.

A/C# Cm7

know when we can let go. Sink - ing so

Gr. 4 End Riff C

Gr. 5

T A B 8 8 5 5 7 4 7 5 4 8 8 5 5 7 4 7 5 4 8 8 5 5 7 3 6 5 3 8 8 5 5 7 3 6 5 3

T A B 8 8 5 5 7 7 5 8 7 8 8 5 5 7 7 5 8 7 8 8 5 5 7 6 5 8 6 8 8 5 5 7 6 5 8 6

Chorus (2:48)

w/ Voc. Fig. 2
Gtrs. 1, 2 & 5: w/ Rhy Fig. 2

F7/A A^{o7} Bbm Gb Db

slow, yet try - ing to grow. Take my hand, lead me a -

Gr. 4 & 5 Gr. 4

divisi

T A B 3 3 7 5 8 5 7 6 8 7 3 1 4 3 1 8 8 6

Gtrs. 1 & 2: w/ Fill 1

Fm Ab Abm Bb

way. Cut me o - pen, I need to bleed.

Gr. 4

T A B (6) 8 5 6 8 9 8 8 8 8 8

Ebm Cb Gb Abm

Take my pain and throw it a - way.

Ah...

Gr. 4

T A B

(8) 6 8 9 8 6 8 9 8

Gtrs. 1, 2 & 5

T A B

8 9 4 6 4 6 7

Ebm Gb Bb

Cut me o - pen and set me free.

T A B

8 8 6 8 8

Gtrs. 1 & 2: w/ Fill 1

T A B

8 4 8 8 8 8 8

Gr. 4 Ebm

T A B

10 8

Gtrs. 1, 2 & 5

T A B

8 8 6

Gtrs. 6 & 7*

P.M.-----|

T A B

11 11 8 8 10 8 11 10 8 11 11 8 8 10 8 11 9 8 11 11 8 8 10 8 11 9 8

* Gr. 7 is acoustic

Guitar Solo (3:17)

Gtrs. 1, 2, 4 & 5 tacet

Ebm

Bb

Ebm

Gtr. 3

8va

Musical notation for Gtr. 3, measures 1-5. Includes staff with notes and tablature with fret numbers (15, 16, 18, 19, 13).

Gtrs. 6 & 7

Musical notation for Gtrs. 6 & 7, measures 1-5. Includes staff with notes and tablature with fret numbers (6, 8, 0, 7).

Bb

(8)

Musical notation for Gtr. 3, measures 6-8. Includes staff with notes and tablature with fret numbers (18, 15, 16, 18, 16, 15, 16, 15, 13, 15, 12, 15, 13, 16, 15, 18, 16, 19, 18, 16, 16).

Musical notation for Gtrs. 6 & 7, measures 6-8. Includes staff with notes and tablature with fret numbers (6, 8, 0, 8, 8, 6, 6, 8, 8, 7, 8, 8, 6, 8, 8, 7, 8, 8, 4, 6, 6, 6, 6, 6).

Gb

Fb9(#11)

(8)

Musical notation for Gtr. 3, measures 9-12. Includes staff with notes and tablature with fret numbers (16, 18, 19, 18, 18, 18, 19, 14, 16, 16, 14, 16, 16, 16, 16).

Musical notation for Gtrs. 6 & 7, measures 9-12. Includes staff with notes and tablature with fret numbers (4, 6, 6, 6, 6, 6, 2, 4, 4, 3, 4, 4, 2, 4, 4, 3, 4, 4, 0, 2, 4, 3, 4, 2, 0, 2, 4, 3, 4, 2).

Bb

Ebm

Bb

(8)

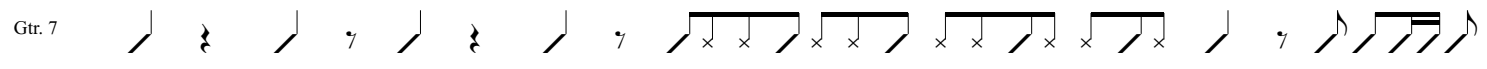
Musical notation for Gtr. 3, measures 13-15. Includes staff with notes and tablature with fret numbers (16, 16, 16, 15).

Gtrs. 8 & 9 (dist. w phaser)

Musical notation for Gtrs. 8 & 9, measures 13-15. Includes staff with notes and tablature with fret numbers (1, 3, 3, 0, 3, 3, 1, 1, 3, 3, 3, 1, 3, 3, 6, 6, 6, 8, 9, 8, 6, 8, 6, 5, 6, 8, 6, 5).

Gtrs. 3 & 6 tacet

Ebm  6fr Bb  6fr Bb  6fr Ebm  6fr

Gtr. 7 

Gtr. 8 

T A B
 6 6 6 8 9 8 6 | 8 6 5 8 6 9 8 | 9 6 9 8 9 8 8 | 8 8 11 8 11 11 | 8 8 8 10 11 10 8

Gtr. 9 

T A B
 6 6 6 8 9 8 6 | 8 6 5 8 6 9 8 | 9 6 9 8 9 8 11 | 8 11 11 11 11 11 | 11 11 13 14 13 11



Bb  6fr Abm  4fr Cbmaj7  6fr Abm  4fr Bb  6fr

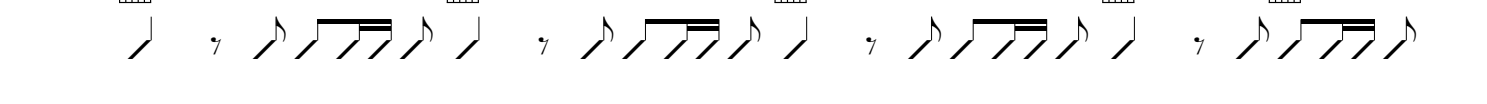


T A B
 10 8 7 8 10 8 7 | 8 6 6 8 9 8 6 | 8 7 6 8 9 6 8 | 6 6 6 8 9 8 6 | 8 8 8 7 8 10



T A B
 13 11 10 11 13 11 10 | 11 8 12 11 9 11 12 | 11 14 11 12 11 13 11 | 16 16 15 13 15 16 | 18 13 16 15 13 15

Gb  Db  4fr Gbm  Db  4fr D°7  4fr





T A B
 11 11 11 13 11 13 11 | 13 11 10 11 13 11 10 | 11 12 11 11 13 14 12 | 14 12 15 13 16 15 18



T A B
 15 16 15 16 14 16 15 | 16 15 13 15 16 15 13 | 15 16 13 14 14 16 16 | 15 18 16 19 18 21

Gtr. 7 tacet
F#m

Gtrs. 8 & 9 tacet
C#

F#m

C#7

Gtr. 8

Gtr. 4

Gtr. 9

Gtr. 5

Gtr. 4

Am E Am E7

Gtr. 5

Gtr. 4

Cm Fm Eb Ab F#7

Gtr. 5

Gtrs. 1 & 2

B^o7 G7^{b9} Cm

T
A
B

T
A
B

T
A
B

P.M.-----|

P.M.-----|

Gtrs. 4 & 5 tacet

Gtr. 1

Gtr. 2

P.M.-----|

T
A
B

T
A
B

Verse (4:31)

Time pass - es by un - der our watch - ful eye,

Gtr. 1

Gtr. 2

T
A
B

T
A
B

D7^{b9}/F#

na - ked__ to all who__ can see through the lie. But__ these

Tablature for guitar:

T	8	8	8	3
A	4	4	4	4
B	4	4	4	4

Tablature for guitar (continued):

T	6	6	6	1
A	2	2	2	2
B	2	2	2	2

w/ Voc. Fig. 1

Cm

D7

Fm

wounds can - not heal un - til they__ are real. They're call - ing__ our

let ring-----

Tablature for guitar (continued):

T	3	3	5	5	7	5	7	1	3	3	0
A	5	5	5	4	5	4	5	7	5	7	
B	3	5	5	4	5	7	5	7	5	7	

Tablature for guitar (continued):

T	5		3		6
A	5		2		5
B	3		0		3

Gtr. 4: w/ Riff C

G7

Bb

F7/A

D

Gm/D

bluff and it's ne - ver__ e - nough. But it's so hard__ to

let ring-----

Tablature for guitar (continued):

T				15 15 12 12 14	15 15 12 12 14
A				12 15 14 12	12 15 14 12
B	3	5	5	0	3

Tablature for guitar (continued):

T	3	3	5	8	8	8	8	8	8	8	8
A	0	3	3	5	5	5	5	5	5	5	5
B	3	1	0	5	5	5	5	5	5	5	5

F7

TAB 10 11 | 10 10 | 10 8 | 8 7

TAB 8 4 6 5 8 6 5 | 8 4 6 5 8 6 5 | 8 4 6 5 8 6 5 | 8 4 6 5 8 6 5

Outro (5:50)

Bbm F7/A

And so I go,

Gtrs. 4 & 5

Gtr. 6

Gtrs. 1 & 2

TAB 6 6 | 6 6 | 7 6 | 6 6

TAB 6 8 8 6 8 6 8 | 6 8 8 6 8 6 8 | 5 8 7 5 6 5 7 | 5 8 7 5 6 5 7

Bbm F7/A

try - - - ing to grow.

TAB 6 6 | 6 6 | 7 6 | 6 6

TAB 6 8 8 6 8 6 8 | 6 8 8 6 8 6 8 | 5 8 7 5 6 5 7 | 5 8 7 5 6 5 7

Ebm Bb/D

Sink - - - ing so slow,

TAB 8 7 6

TAB 11 10

TAB 6 8 8 7 6 8 5 8 7 6 9 6 7 5 8 7 6 9 6 7

Db Ab7/C C°7

with my ebb and

TAB 6 4 6 5

TAB 16 13 13 13

TAB 4 6 8 6 7 6 8 3 6 4 6 7 6 8 3 7 4 6 7 6 8

Ebm

flow.

T
A
B

11 11 8 8 10 8 11 10 8 11 11 8 8 10 8 11 10 8 11 11 8 8 10 8 11 10 8 11 11 8 8 10 8 11 10 8

T
A
B

11 11 13

let ring

T
A
B

8 6 8 6 8 6

Gtr. 6 tacet

Gtrs. 4 & 5

Gtr. 3

T
A
B

11 11 8 8 10 8 11 10 8 11 11 8 8 10 8 11 10 8 19 19 16 16 18 11 11 8 8 10 15 18 17 8 11 10

Gtrs. 1 & 2

P.M.

T
A
B

9 9 6 6 8 6 9 8 6 9 9 6 6 8 6 9 8 6 9 9 6 6 8 6 9 8 6 9 9 6 6 8 6 9 8 6 9 9 6 6 8 6 9 8