

I Built the Sky

words and music by
Tommy Montgomery

♩ = 126
Drum cue
Riff A
Gtr. 1 (dist.)

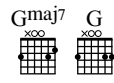
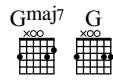
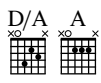
Musical notation for Riff A, measures 1-4. Includes guitar tablature for strings A and B.

Musical notation for measures 5-9. Includes guitar tablature for strings A and B. Labels: **Riff B**, **End Riff A**, Gtr. 2 tacet, Gtr. 2 (dist.).

Musical notation for measures 10-14. Includes guitar tablature for strings A and B. Labels: Gtrs. 1 & 2, Gtrs. 3 (clean) & 4 (acous.), let ring, Gtr. 5 (dist. w/ delay).

Guitar chord diagrams for Gtr. 4: A, D/A, A, D/A, A, G, Gmaj7, G, Gmaj7, G, A.

Musical notation for measures 15-19. Includes guitar tablature for strings A and B. Labels: **End Riff B**, Gtr. 1, P.M., Gtrs. 2 & 6 (dist.), let ring, Gtrs. 5 & 7 (dist. w/ delay).



Gtrs. 1 & 2

Musical score for guitar parts 1, 2, 3, and 4. Includes treble and bass staves with tablature and chord diagrams. The score includes the instruction "P.M.----1" and "let ring---".

Musical score for guitar parts 3, 4, 5, and 6. Includes treble and bass staves with tablature and chord diagrams. The score includes the instruction "let ring---".

Musical score for Verse 1 (1:14). Includes vocal line with lyrics "Once u - pon a time I tried to" and guitar parts 2 and 5. Includes the instruction "Gtr. 2 tacet" and "let ring---".

41

read be - tween the lines. All I ev - er found was the emp - ti - ness in - side.

P.M.----| P.M.----| P.M.----| P.M.----| let ring-----|

TAB (7) 5 5 5 5 5 5 5 3 (5) 4 5 7 5 4 5 7 5 4 0 7 7 7 7 (7) 5 5 5 5 5 5 5 (7) 5 5 5 5 5 5 1 (1) 3 3 3 5 1

Gr. 2 Grtr. 3 & 4 Grtr. 2 & 6

TAB 16 17 19 17 16 17 19 17 16 17 1 0 0 3 3 3 5 1

47 **SS** Pre-chorus (1:29, 5:21)

But still life goes on and I'll car - ry on. And still the light
And I'll al - ways know that when I have to go, I'll see the sky.

(b) 3 3 2 3 1 3 3 2 3 3 5 5 3 5 3 5 3 2 3 1 3 3 2 3 3



TAB (1) 3 3 2 3 1 (1) 3 3 2 3 3 (3) 5 5 3 5 3 (3) 5 5 3 5 1 (1) 3 3 2 3 1 (1) 3 3 2 3 3

5 (5) 8 7 5 7 5 (5) 8 7 5 7 7


P.M.--| P.M.-| P.M.-| P.M.-| P.M.-| P.M.-|

TAB (3) (1) (3) 3 3 3 (3) (3) 3 3 5 (5) (3) 5 5 5 (5) (3) 5 5 3 (3) (3) 3 3 3 (3) (3) 3 3 5



(1) (1) 1 1 1 (1) (1) 1 1 3 (3) (3) 3 3 3 (3) (3) 3 3 1 (1) (1) 1 1 1 (1) (1) 1 1 3

Gtr. 4 



— will ne - ver fade — be-cause_ I built the sky. —
— that ne - ver fades_ be-cause_ You built the sky. —




let ring-----|

Gtr. 3 
Gtrs. 3 & 4 
let ring-----|




Gtr. 6 tacet 
P.M.-1  P.M.-1  let ring-----|




13 15 12 14 (14) (14) 16 (16) (16) 17/19 17 (17) 19





5 7 5 7 (7) (7) 9 7 8 (8) (8) 10 (10) 9 10 9 12


D  


I ne-ver asked why. And
 You al-ways knew why. And





let ring-----|

Gtr. 3  Gtrs. 3 & 4 
 let ring-----|




let ring-----|

65 **To Coda** $\oplus \oplus$
 when it falls, and sha-tters all, I will not des-pair be-cause you'll still
 when I fall you must stand tall. There's no-thing to fear be-cause

Gtrs. 1 & 2 
 P.M.-----| P.M.-----| P.M.-----|

72 **To Coda** \oplus
 be right there.
 w/ Riff B (Gtrs. 1 & 2)
 Gtr. 5 
 P.M.-----|

80 Verse 2 (2:34)

Once u - pon a time I saw the clouds roll a - cross the sky. As the rain fell

Riff C
Gtr. 1

* Cue notes played first time only

P.M.-----| P.M.-----| P.M.-----| P.M.-----| P.M.-----|

TAB: (14) 19 15 15 16 17 17 16 15 17

TAB: 7 7 7 7 7 7 7 7 5 7 7 7 7 5 (5) 5 5 5 5 5 5 7 7 (7) 5 5 5 5 5 7 7

86

I felt a pain in my eye. When I looked up I saw that the sky was bare. All of my pain

End Riff C
w/ Riff C (Gtr. 1)
w/ Riff A (Gtr. 2)

P.M.-----| P.M.-----|

TAB: (7) 5 5 5 5 5 5 5 7 7 7 5 5 5 5 5 5 3 (5) 2 3 5 5 4 5 7

94 Bridge (3:04)

was the ab - sence of your stare. There I was try - ing to find a way

Riff E
Gtr. 6

Riff D
Gtr. 1

TAB: 7 7 7 7 5 5 7 5

TAB: 0 8 0 0 7 0 0 5 0 0 4 0 5 0 7 0 0 8 0 0 7 0 0 5 0 0 4 0 5 0 7 0 0 8 0 0 7 0 0 5 0 0 4 0 5 0 7 0

100

out. All the time wast - ed in fear and in doubt.

End Riff E

End Riff D
w/ Riff D (Gtr. 1)
w/ Riff E (Gtr. 6)

TAB: 7 7 5

TAB: 0 2 0 0 4 0 0 5 0 0 7 0 8 0 7 0

105

Build - ing_ my pri - son_ one brick at_ a time. You made_ me

Riff G
Gtr. 6

Guitar notation for Riff G (Gtr. 6) with tablature. Includes pickup notation: P.M.-----|

Riff F
Gtrs. 1 & 2

End Riff F Gtr. 2

w/ Riff F (Gtr. 1)
w/ Riff G (Gtr. 6)

Guitar notation for Riff F (Gtrs. 1 & 2) and End Riff F (Gtr. 2) with tablature.

110

break through and reach for_ the sky.

Gtr. 6

Guitar notation for Gtr. 6 with tablature.

Gtr. 4

w/ Gtr. 3

Guitar notation for Gtr. 4 and w/ Gtr. 3 with tablature.

116

And all this time_ I ne - ver knew_ that

D.S. al Coda

Guitar notation for the main part of measure 116 with pickup notation: P.M.-----|

Tablature for the main part of measure 116.

w/ Gtr. 3

Gtr. 1

Guitar notation for w/ Gtr. 3 and Gtr. 1 with pickup notation: P.M.-----|

Tablature for w/ Gtr. 3 and Gtr. 1.



there.
Guitar Solo (4:21)

Gtr. 5

Guitar notation for Gtr. 5 with tablature.

Gtr. 7

Guitar notation for Gtr. 7 with tablature.

Gtr. 1

Guitar notation for Gtr. 1 with tablature.

120

8va-----|

TAB: 11 12 12 14 11 12 14 (14) 12 11 12 (12) 19 17 19 17 18 19 18 16 18 19 19 18 (18) 16 16

hold bend-----|

P.M.-----| let ring-----| P.M.-| P.M.-| P.M.-|

TAB: (2/0) 0 0 2 4 0 2 (4/2) 2/2 (2/0) 2 2 2 2 0 0 0 2 2 2 0 0 2 (2/0) 0 0 2

126

8va-----|

TAB: (16) 21 21 21 19 (19) 19 17 19 17 19 18 (18) 13 13 (13) 11 13 14 12 14 15 13 14 16 15

let ring-----| P.M.-----| P.M.-| P.M.-| P.M.-| P.M.-| P.M.-|

TAB: (2) 3 0 0 (0) 4 4 (4) 3 3 (3/0) 3 3 3 3 3 3 3 3 0 0 5 5 5 5 5 5 5 5 9 7 7 7 7 7 7 7

132

TAB: 18 14 16 18 15 18 19 16 18 19 19 21 21 21

TAB: 18 11 13 14 12 14 15 13 14 16 15 17 17

TAB: 11 8 8 8 8 8 8 8 12 9 9 9 9 9 9 9 7 7 7 7 7 7 7 2 0 (2) (2) 4 (2) (2) (4) 2 0

Gtr. 2

TAB: 7 7 6 4 6 7 (7) 7 6 4 6 9 (9) 9 7 6 7 9 (9) 9 7 7 6 7 7

Gtr. 6

TAB: 5 (5) 5 6 4 6 5 (5) 5 6 6 4 6 7 (7) 7 7 6 7 7 (7) 7 7 7 6

139

D.S.S. al φ φ

151

Outro (6:11)

159

Gr. 4

Musical notation for guitar 4, measures 165-168. Includes treble clef, key signature of two sharps, and guitar tablature (TAB) below.

Musical notation for guitar 4, measures 169-172. Includes treble clef, key signature of two sharps, and guitar tablature (TAB) below. Pedal markings: P.M.-----|, P.M.--|, P.M.--|, P.M.--|, P.M.--|, P.M.--|.

Musical notation for guitar 3, measures 169-172. Includes treble clef, key signature of two sharps, and guitar tablature (TAB) below.

Musical notation for guitar 2, measures 169-172. Includes treble clef, key signature of two sharps, and guitar tablature (TAB) below. Pedal marking: P.M.-|.

Musical notation for guitar 2, measures 173-178. Includes treble clef, key signature of two sharps, and guitar tablature (TAB) below. Pedal markings: P.M.-----|, P.M.-|. Includes the instruction "Gr. 2 tacet" above the staff.

Musical notation for guitars 5 and 7, measures 173-178. Includes treble clef, key signature of two sharps, and guitar tablature (TAB) below. Pedal marking: 8^{va}-----|. Includes the instruction "Gr. 5 & 7" above the staff.